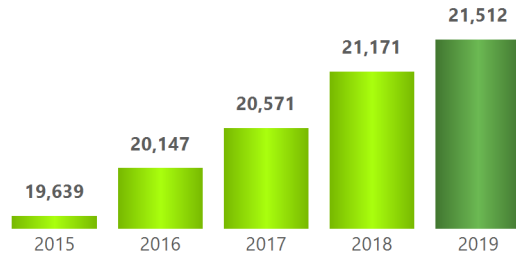


TOTAL ENROLMENT

21,512 ↑ **1.6%**

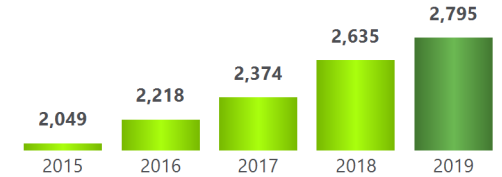



Undergrad 18,398 ↑ 1.4% **Grad Students 3,114** ↑ 3%

We are on track for a fifth straight year of planned growth, with an expected academic year enrolment exceeding 26,000.

INDIGENOUS STUDENTS

2,795 ↑ **6.1%**

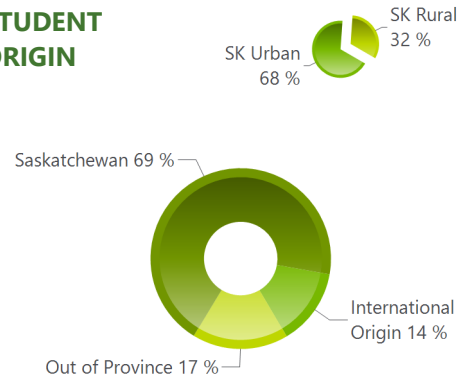


Undergrad 2,575 ↑ 6.3% **Grad Students 220** ↑ 3.8%

ENROLMENT BY COLLEGE/SCHOOL

	Undergraduate	Graduate
Arts & Science	8,226	771
Edwards School of Business	2,170	61
Education	1,679	457
Engineering	1,648	368
Agriculture & Bioresources	1,253	256
Nursing	977	183
Medicine	495	297
Kinesiology	650	34
Pharmacy & Nutrition	426	50
Veterinary Medicine	323	138
Law	411	16
Public Policy	<5	154
Dentistry	135	-
Public Health	-	123
Environment & Sustainability	<5	115
Interdisciplinary/Grad Other	-	91

STUDENT ORIGIN

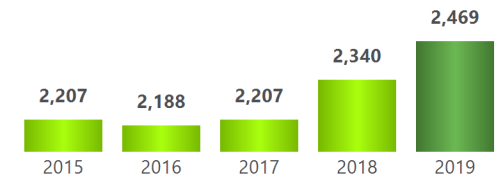



TEACHING ACTIVITY (3 Credit Unit Equivalent) ↑ **1.2%**



INTERNATIONAL STUDENTS

2,469 ↑ **5.5%**



Undergrad 1,220 ↑ 5% **Grad Students 1,249** ↑ 6%

TOP FIVE COUNTRIES

UNDERGRADUATE			GRADUATE			
China	426	35%	1	China	218	18%
India	145	12%	2	Iran	170	14%
Nigeria	143	12%	3	India	127	10%
Vietnam	54	4%	4	Bangladesh	80	6%
Bangladesh	48	4%	5	Nigeria	76	6%

First day of class enrolment does not include medical residents and non-degree students. These students will be included in the Fall Census Enrolment Snapshot.